

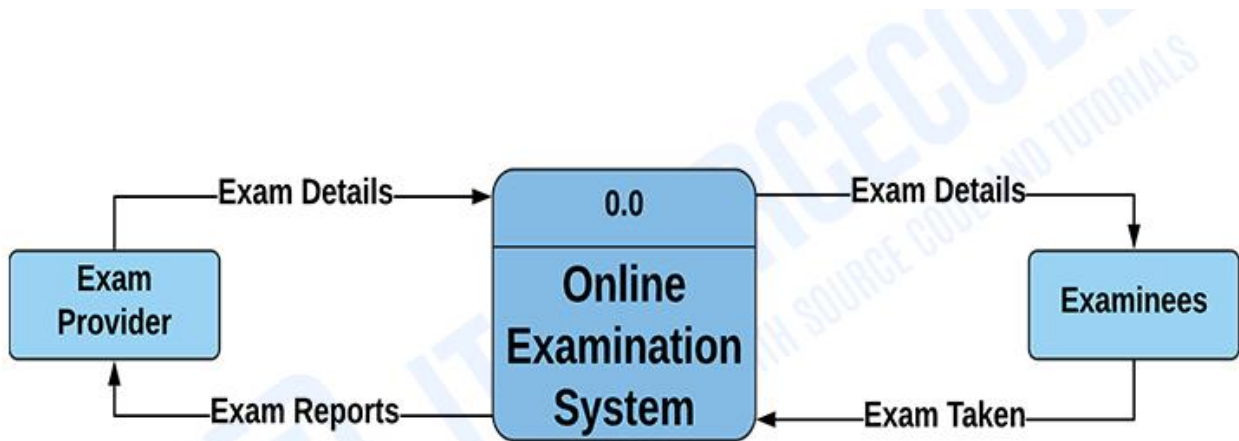
Online Examination System Data Flow Diagram (DFD)

A thorough explanation is provided for the example **data flow diagram for online examination system**. This example emphasizes the three **DFD levels (DFD Levels 0, 1, and 2)**.

Online Examination System DFD Level 0

The context diagram is an alternative name for the **Online Examination System DFD Level 0**. Users, the main process, and data flow make up its parts. Also, the project concept is demonstrated using the single process visualization.

DFD Level 0 shows the entities that interact with a system and defines the border between the system and its environment. This diagram also depicts the online examination system at a high level.



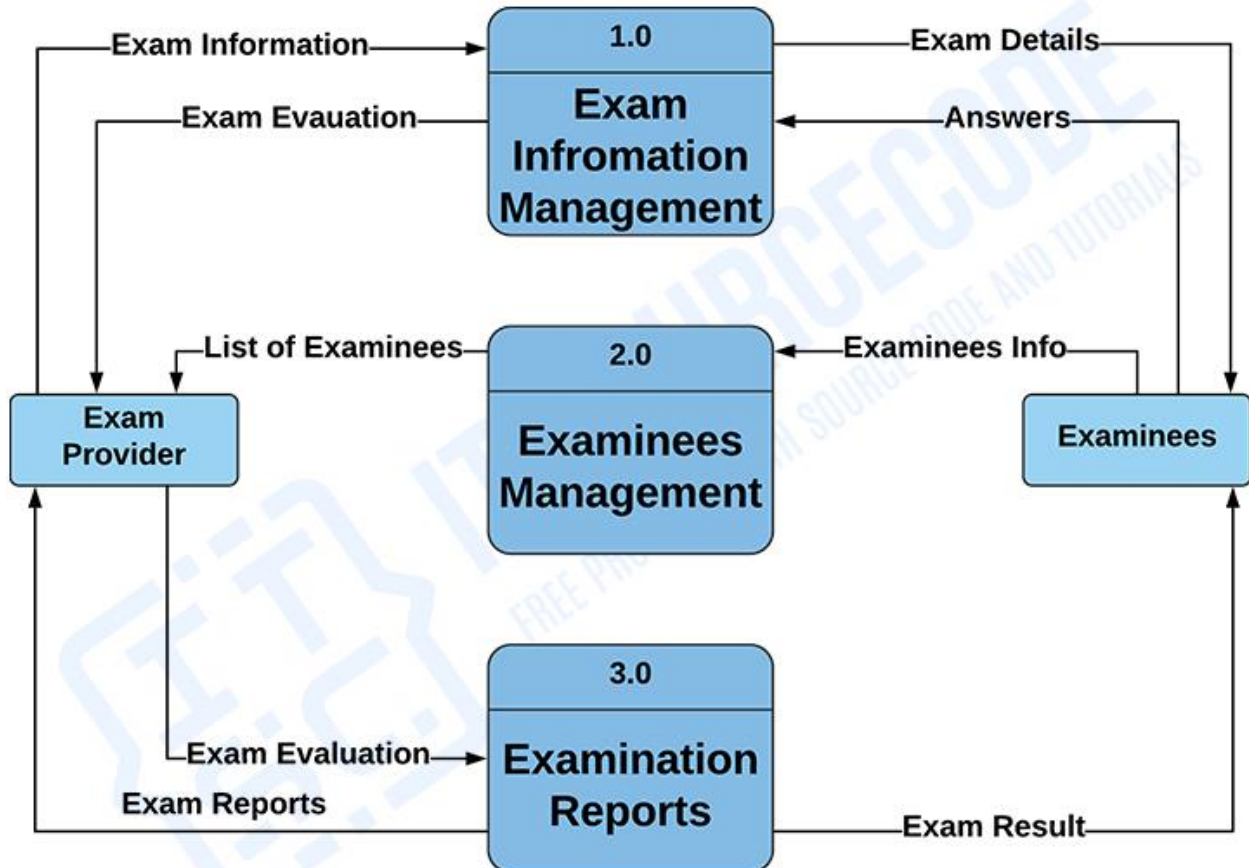
The illustration presents the main process in a single node to introduce the project context. This context explains how the project works in just one look. The user feeds data into the system and then receives the output from it.

In addition to this, you will perceive through the diagram that there is already the presence of data flow. Though the process is very general, the flow of data is clear. Nevertheless, just modify this diagram to meet the other requirements and include other matters regarding online examination management.

Online Examination System DFD Level 1

The "detonated view" of the context diagram is **Online Examination System DFD Level 1**. Its function is to deepen the concept derive from the context diagram.

Specifically, level 1 shows the broader details of Online Examination System DFD Level 0. This is to clarify the paths (flow) of data and its transformation from input to output.



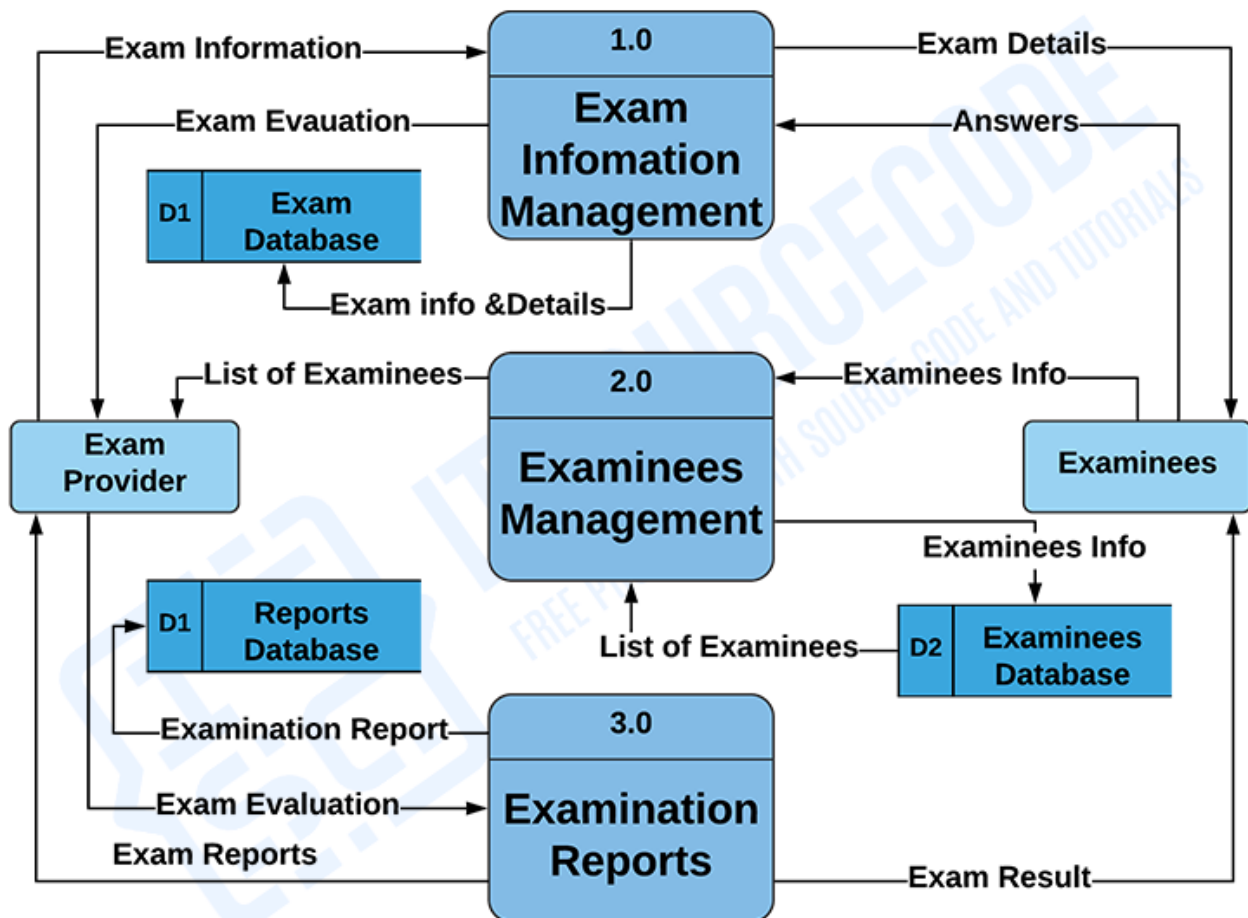
The designed diagram portrays four different scenarios: customer information management, order or reservation management, scheduling of deliveries, and transaction and payments management.

Firstly, the flow of data starts from the restaurant admin or owners and customers. Then the system caters to the transaction. This idea was based on online examination processes or transactions.

You can also see the data store used or the database. The database is also used in storing users' data inputs. Then it serves as the source of outputs.

Online Examination System DFD Level 2

Online Examination System DFD Level 2 is also the highest abstraction of the data flow diagram. This level also broadens the idea from the DFD level 1. It includes the sub-processes from level 1 as well as the data that flows.



However, not all of the processes in the project must have sub-processes. Only provide this diagram if needed. As long as your previous diagrams were clear and precise, this level is not required.

You can add more to this and it is up to you how will you create your data flow diagram. Also, consider the data flow included and be precise with your information.