

Best Data Flow Diagram for Library Management System | Library Management System DFD Level 0 1 2 2021

Time needed: 10 minutes.

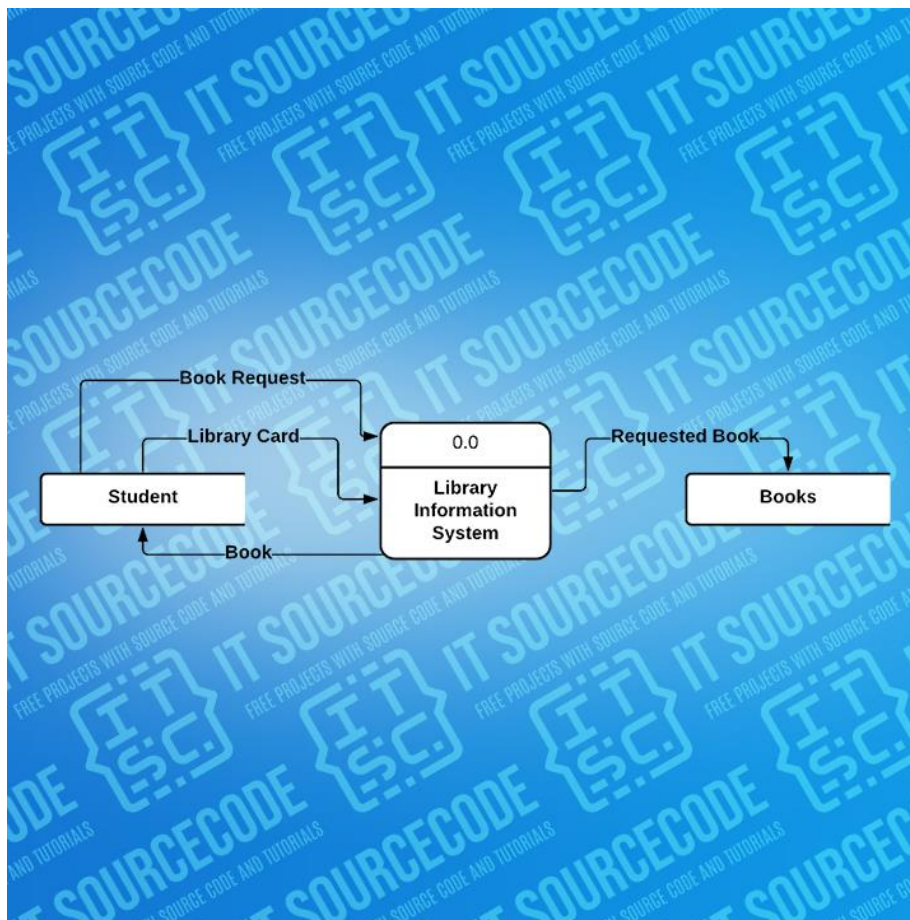
Here's the **Dataflow Diagram levels 0 1 2 for Library Management System** or step-by-step way on how to create a Library management system DFD.

- **DFD for Library Management System Level 0**

To start with, let us familiarize what is library management system level 0.

The library management system level 0 is also known as context diagram. It's supposed to be an abstract view, with the mechanism represented as a single process with external parties.

This DFD for library management system depicts the overall structure as a single bubble. It comes with incoming/outgoing indicators showing input and output data.



In this data flow diagram you will see the general process done in library management. This will also serve as a guide as you go through the deeper processes of the library

management system data flow diagrams.

As you see, when you build the levels of data flow diagrams, the connections of the transactions and data also broadens and gets more specific.

- **DFD for Library Management System Level 1**

Next to the context diagram is the level 1 data flow diagram.

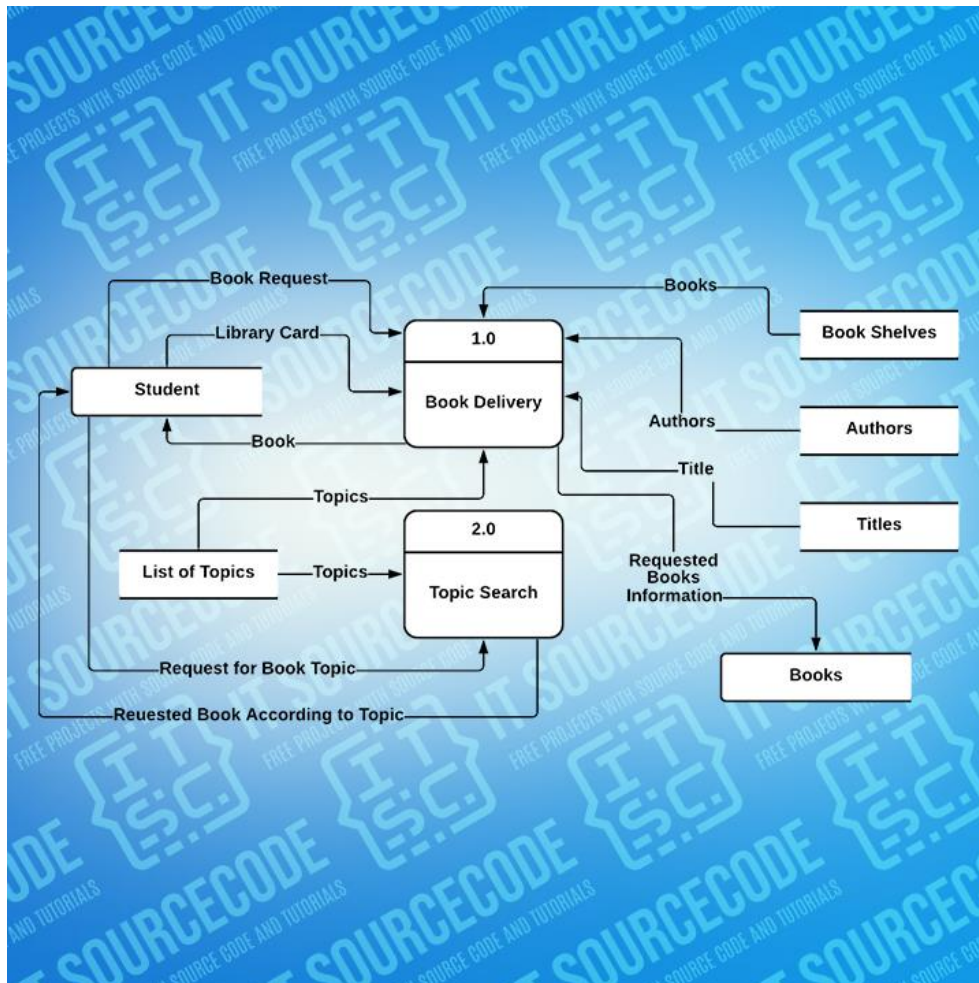
The content of library management system level 1 must be single process node from the context diagram is broken down into sub processes

In this level, the device must display or reveal further processing information.

The following are critical procedures to complete:

- Make a Book Request
- Topic-based search

These procedures require information such as a list of authors, titles, topics, and bookshelves from which books can be located. This type of data is represented by a data store.



With being knowledgeable about the second level of the Library Management System DFD, you will know then its breakdown processes.

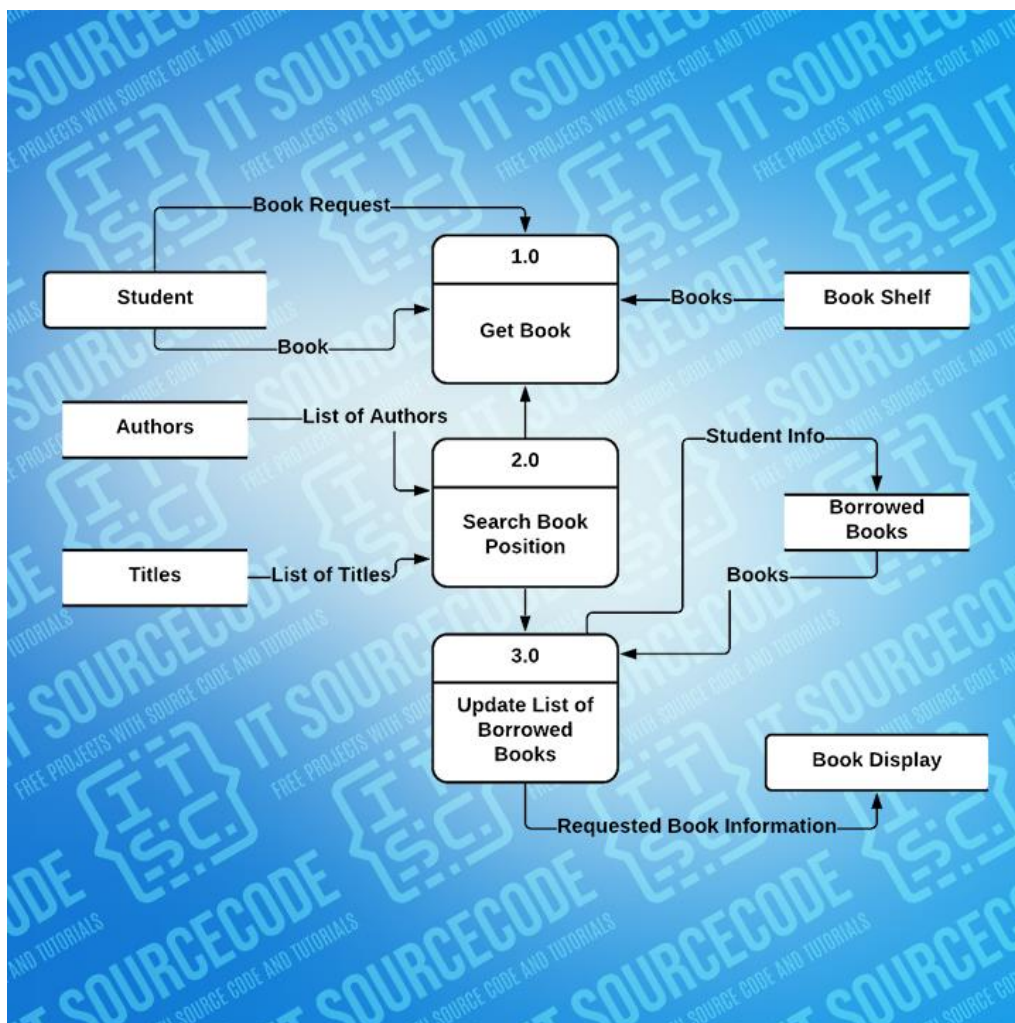
In addition to that, this may also serve as your reference on how the inputs or data fed on the system. Then you will be also informed about the outputs that the system gives.

These processes shown in the DFD were all based on the concept of Library Management System.

- **DFD for Library Management System Level 2**

After presenting the library management system DFD levels 0 and 1, next to that is level 2.

In this level you will now have the ideas on where does the data inputs goes and inputs comes. Considering the the dataflow levels mentioned above, you can determine well the importance of breaking the processes into more specific manner.



The presented level not only shows you the detailed processes of Library management

system, but also gives you precise destination of the data that flows in the system.

This figure will also be your references as you make your own projects.