

School Management System DFD Levels 0 1 2 2021

Here's the **Dataflow Diagram levels 0 1 2 for School Management System** and step-by-step way on how to create School Management System DFD.

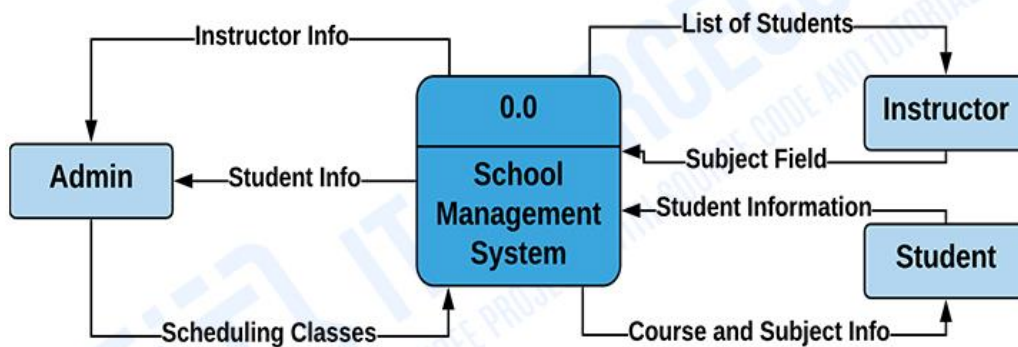
School Management System DFD Level 0

To start with, let us familiarize what is School Management System DFD level 0.

The School Management System DFD level 0 is also known as context diagram. It's supposed to be an abstract view, with the mechanism represented as a single process with external parties.

This DFD for the School Management System depicts the overall structure as a single bubble. It comes with incoming/outgoing indicators showing input and output data.

SCHOOL MANAGEMENT SYSTEM



DATA FLOW DIAGRAM LEVEL 0

In this data flow diagram you will see the general process done in School Management System monitoring. This will also serve as a guide as you go through the deeper processes of the School Management System data flow diagrams.

As you see, when you build the levels of data flow diagrams, the connections of the transactions and data also broadens and gets more specific.

- **School Management System DFD Level 1**

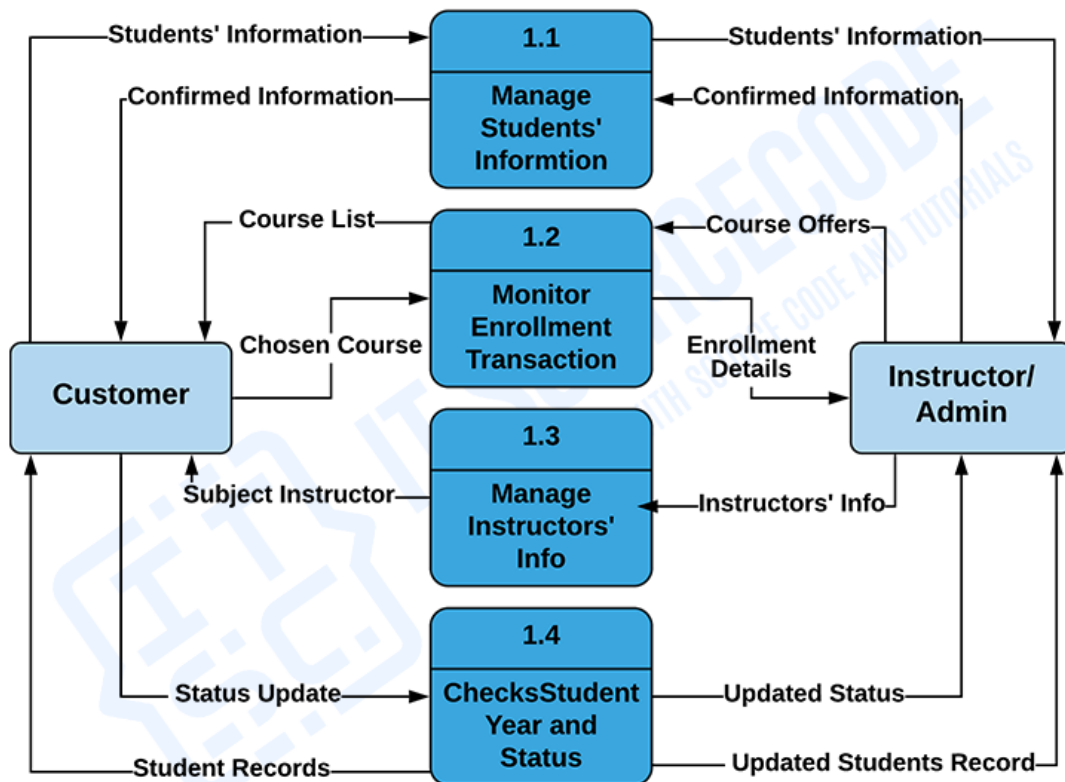
The content of School Management System DFD level 1 must be single process node from the context diagram and is broken down into sub processes

In this level, the system must display or reveal further processing information.

The following are essential data to accommodate:

- Student Records
- Enrollees Records
- Courses Records
- Enrollment Request
- Instructors Information

SCHOOL MANAGEMENT SYSTEM



DATA FLOW DIAGRAM LEVEL 1

These procedures require information such as record of students, enrollees, transactions

and instructors from which served as the bases for the school admin to manage the School Management System. This type of data is represented by a data store.

With being knowledgeable about the DFD level 1 of the School Management System, you will know then its broaden context terms.

In addition to that, this may also serve as your reference on how the inputs or data fed on the system. Then you will be also informed about the outputs that the system gives.

These processes shown in the DFD were all based on the concept of School Management System.

- **School Management System Level 2**

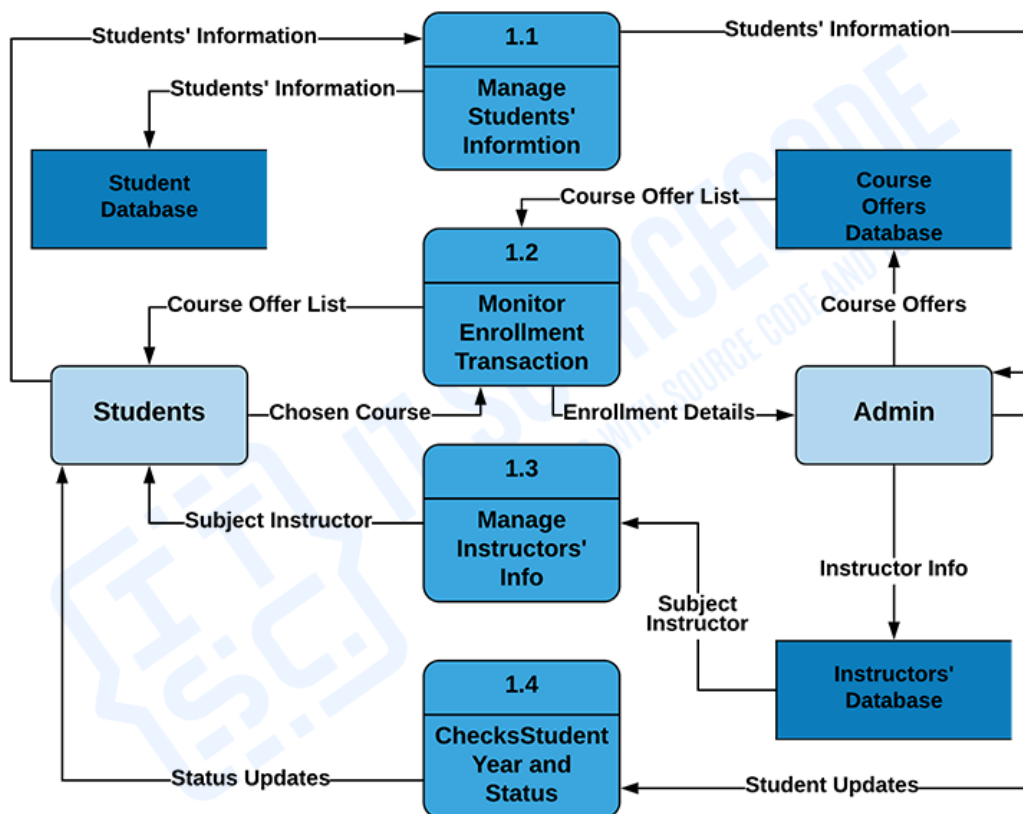
Here's what you need to consider in creating data flow diagram level 2 for School Management System.

- The Level 2 DFD for the system should represent the basic modules as well as data flow between them.
- Since the DFD level 2 is the highest abstraction level, its School Management System processes must be detailed that is based on the DFD level 1

The Processes that the system should prioritize are as follows:

- Manage Students' Information
- Monitor Enrollment/Enrollees' Transactions
- Manage Teachers' Information
- Manage Courses' and Subjects' Information
- Checks Student Year Level and Status

SCHOOL MANAGEMENT SYSTEM



DATA FLOW DIAGRAM LEVEL 2