

Library Management System Project Use Case Diagram

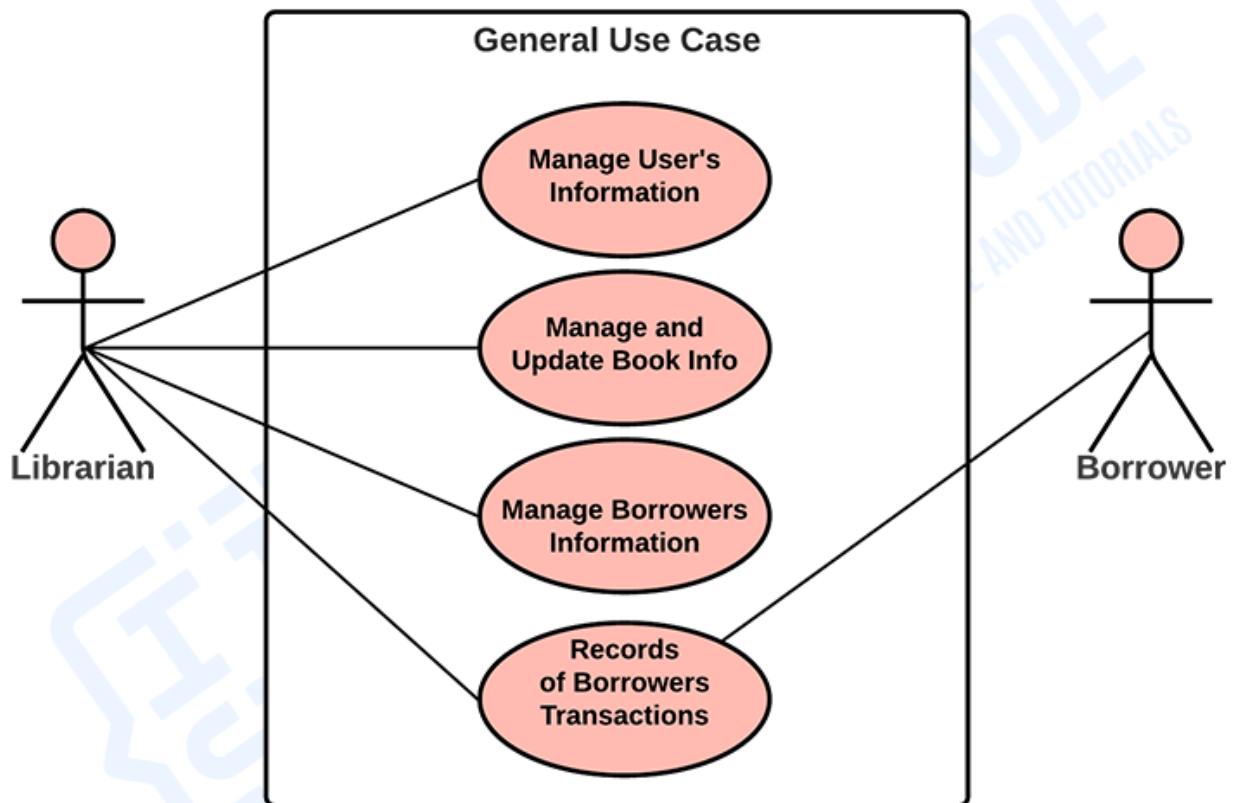
Here are the diagrams with discussion of Library Management System Project Use Case Diagram using Include and Extend 2021.

1. General Use Case

The objective of a use case diagram is to show the interactions of numerous items called actors with the use case and to capture fundamental functionalities of a system.

Now I present to you the general use case of the library management system. This diagram shows the general processes or function that the system could do that is based on the activities done by the librarian in a library.

LIBRARY MANAGEMENT SYSTEM



USE CASE DIAGRAM

As you see through this diagram, there are the use cases involved to define the core functions of a system. These processes were connected to produce a certain output which is expected by the use.

To expound the processes seen in this Library Managements System General Use Case, keep on reading!

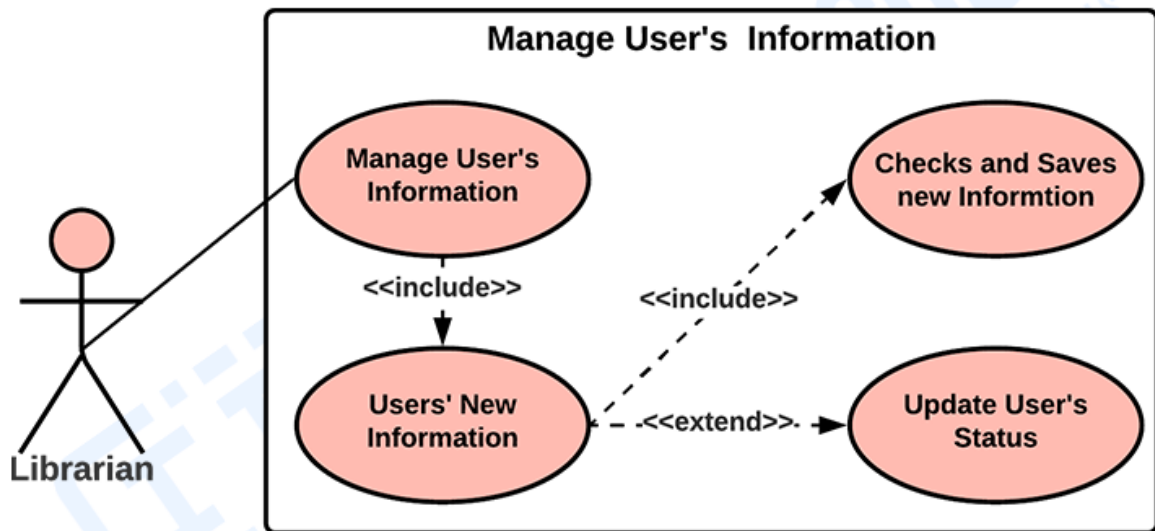
This is the most common application of a use case diagram. The use case diagrams depict the system's main components as well as the flow of information between them.

With the help of this general use case, the programmer will have the basis on what could be put into consideration in creating the library management system.

2. Manage User's Information

This is where the admin or the main user of the system could control the users that could access the system.

LIBRARY MANAGEMENT SYSTEM



USE CASE DIAGRAM

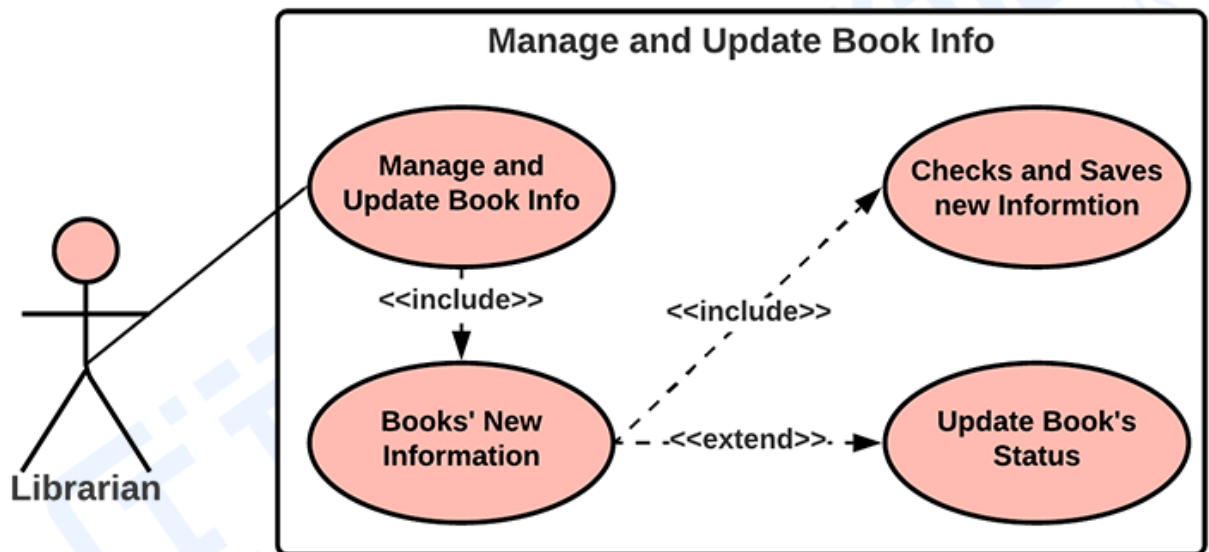
As you can see the librarian or the actor could encode a certain book information. The system then will monitor its details to validate it and then saves the data.

Being a programmer, this could be an important role that the library management system should have.

3. Update Books Information and Status

This is the process where the users or library admin can access into the information of every book inside the library. This is also the process where they can update the status of the book if it is available or have been borrowed by a certain borrower or student.

LIBRARY MANAGEMENT SYSTEM

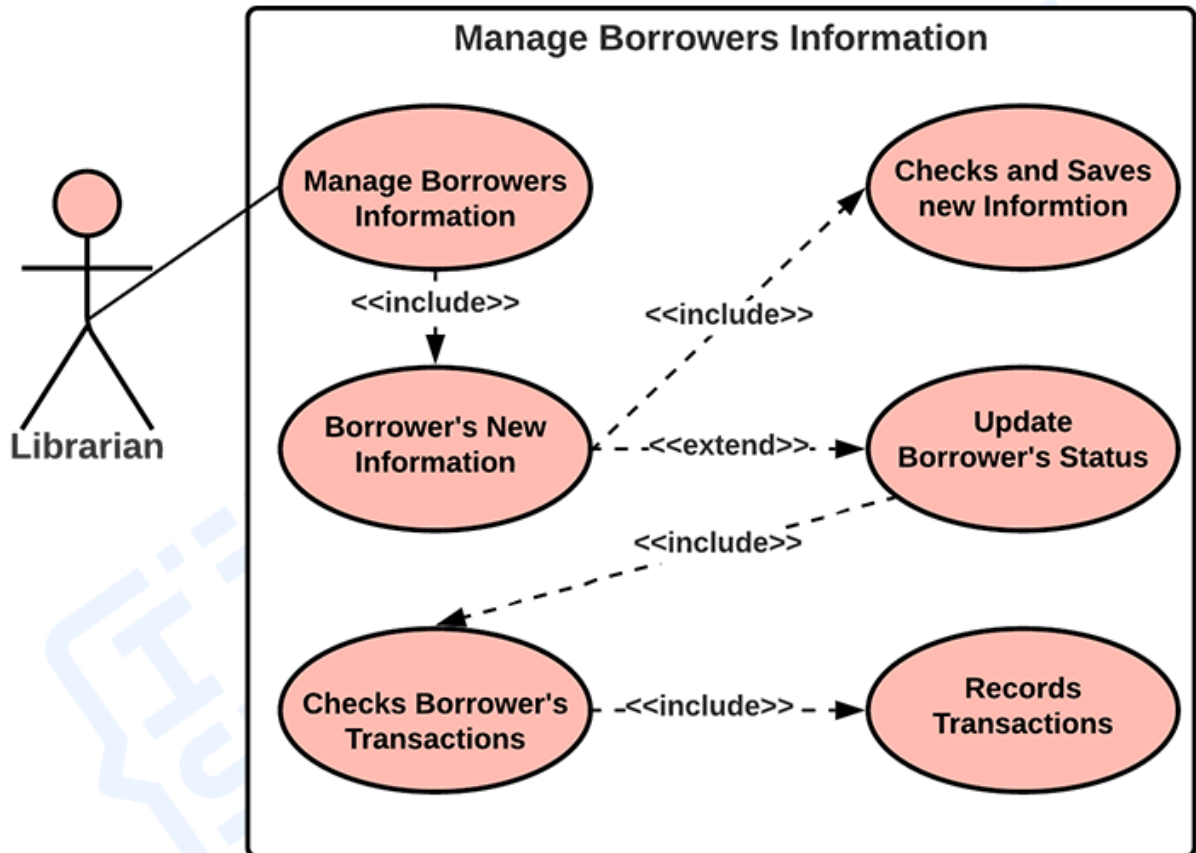


USE CASE DIAGRAM

4. Manage Borrowers Information and Status

This process explains that the information of a borrower was encoded into the system. These information were the basis of the admin to track their books as well as the transactions made in the system.

LIBRARY MANAGEMENT SYSTEM



USE CASE DIAGRAM