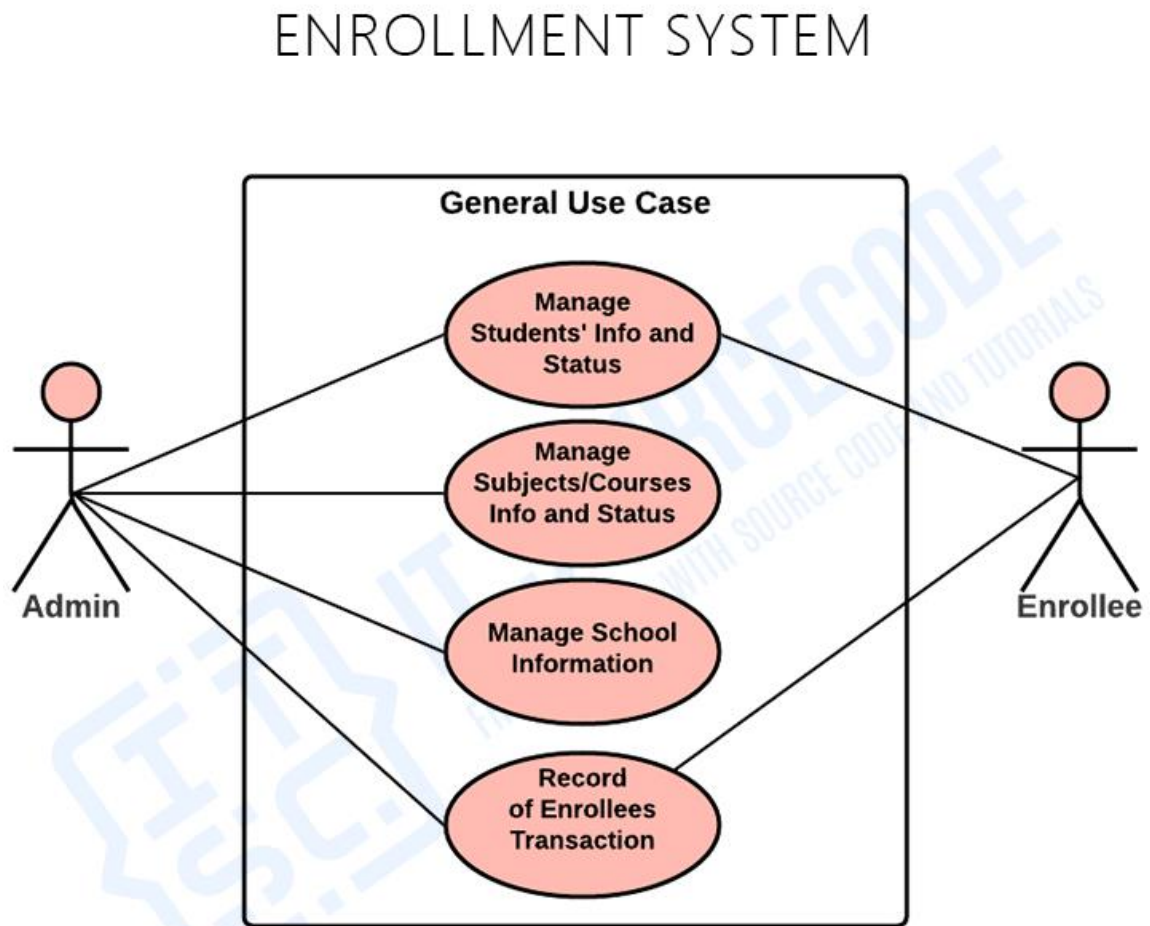


Enrollment System Project Use Case Diagram

Here are the diagrams with discussion of **Enrollment System Project Use Case Diagram** using **Include** and **Extend** 2021.

1. General Use Case

Now I present to you the general use case of the Enrollment System. This diagram shows the general processes or function that the system could do that is based on the activities done by the registrar or enrollment admin and student enrollees in the system.



USE CASE DIAGRAM

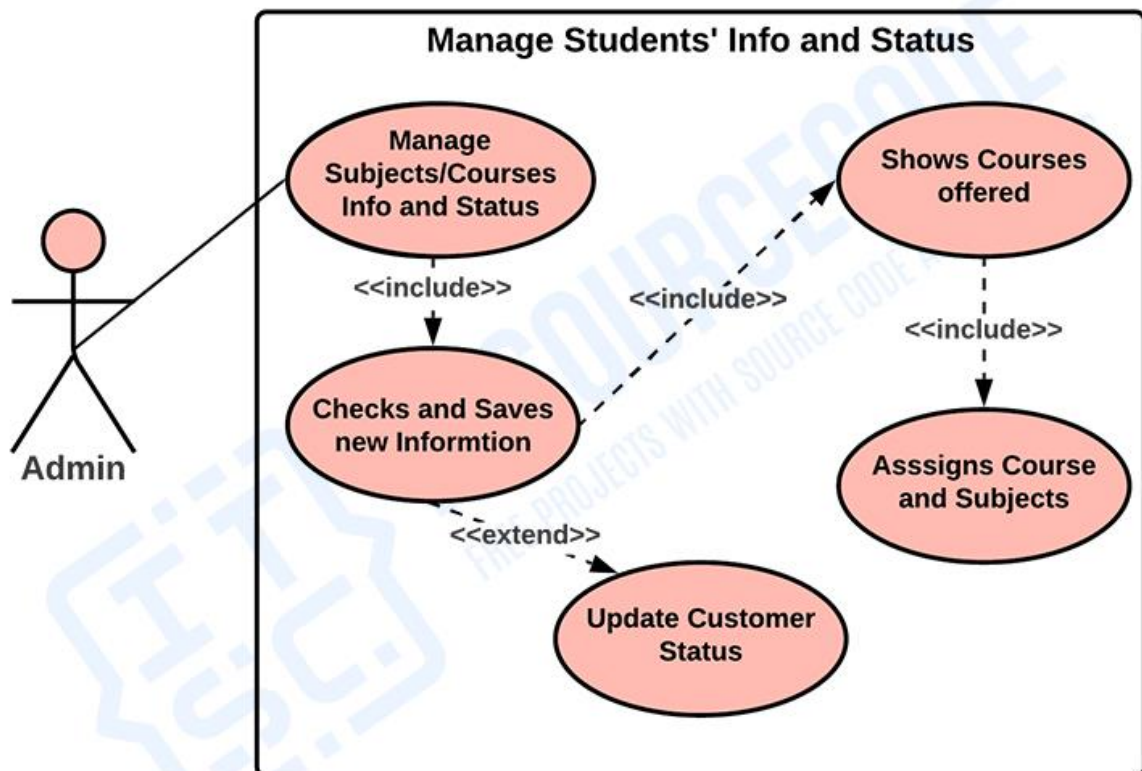
General use case is the most common application of a use case diagram. The use case diagrams depict the system's main components as well as the flow of information between them.

With the help of this general use case, the programmer will have the basis on what could be put into consideration in creating the enrollment system.

2. Manage Students' Information and Status

This is where the admin or the main user of the system could control the enrollees information that could be their basis for the enrollment transactions.

ENROLLMENT SYSTEM



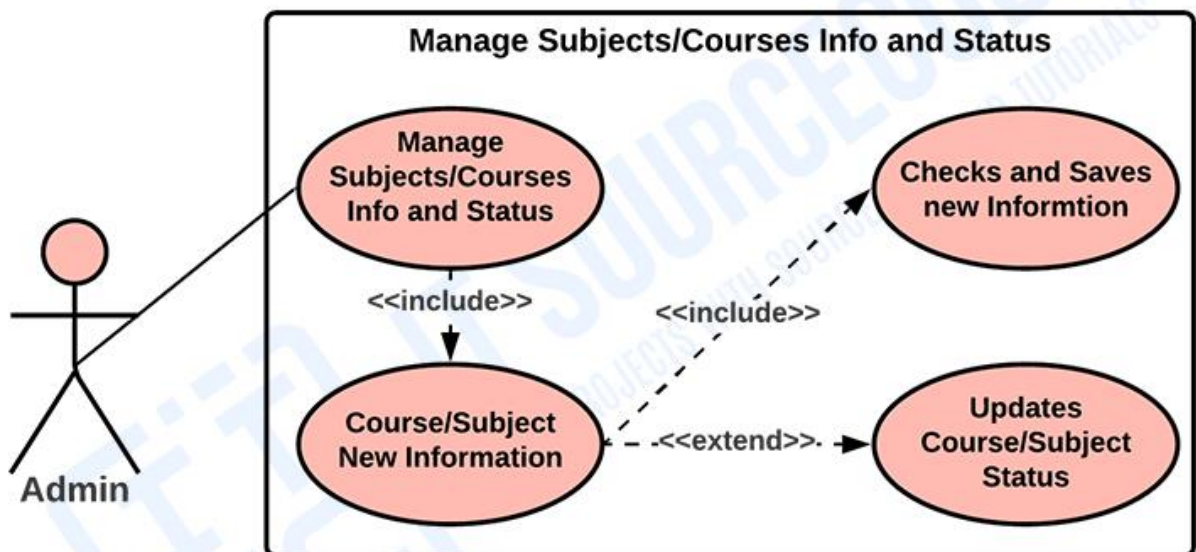
USE CASE DIAGRAM

As you can see the enrollees information should be encoded to the system. The system then will monitor its details to validate it and then saves the data.

3. Manage Courses/Subjects' Info and Status

This is the process where the registrar admin will have to disseminate the appropriate subjects for the courses offered that will be taken by the enrollees. This process starts with the encoding of a course that the school wants to offer. Then after the encoding, the admin will then assign the subjects that were under that certain course and then save it to have the prepared basis for the enrollment.

ENROLLMENT SYSTEM

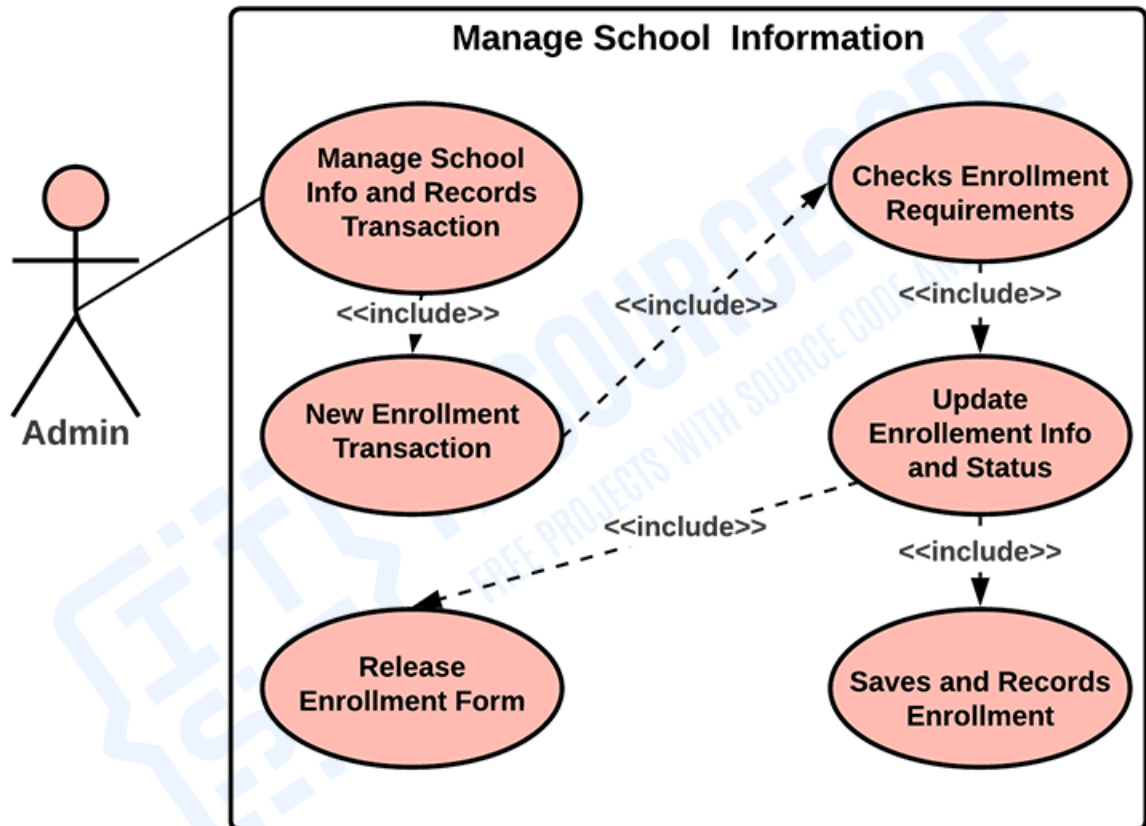


USE CASE DIAGRAM

4. Manage School Info and Enrollees Transactions

This process explains about how the admin or users handles the enrollment transaction in accord to the school information. The essence of this process is that it records the transaction made between the enrollees and the admin.

ENROLLMENT SYSTEM



USE CASE DIAGRAM

Additional Knowledge to Enrollment System Use Case Diagram and Description

The **objective** of a use case diagram is to show the interactions of numerous items called actors with the use case and to capture fundamental functionalities of a system. As you see through the diagrams, there are the use cases involved to define the core functions of a system. These processes were expected by the users to be connected to produce a certain output. Being a programmer, this could be an important role that the **Enrollment system** should have.